

S8-120GANT

**N-type
Bifacial Dual Glass
Mono Module**

475 - 500W / Power Output

0~5W / Pmax Tolerance

23.10% / Maximum Module Efficiency



Outstanding Low Light Performance

Higher power output even under low-light environments like on cloudy or foggy days.



Better Temperature Coefficient

Higher power generation under working conditions, thanks to passivating contact cell technology



Lower LCOE

Higher bifaciality, higher power output and lower BOS cost



Wider Applicability

More application scenes like BIPV, vertical installation, snowfield, high-humid, windy and dusty area



10%-30% Additional Power Generation

30 years lifespan brings 10%-30% additional power generation comparing with conventional P-type module



Zero LID (Light Induced Degradation)

N-type solar cell has no LID naturally which can increase power generation



PID Resistance

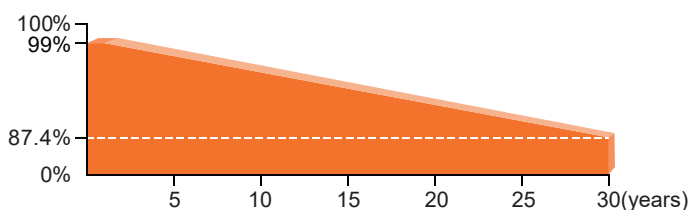
Excellent Anti-PID performance guarantee via optimized mass-production process and materials control



Enhanced Mechanical Load

Certified to withstand: wind load (2400 Pascal) and snow load (5400 Pascal)

Linear Performance Warranty



15 years

Product quality & process guarantee

30 years

Linear power guarantee

0.40 %

Annual degradation

Product Certification

ISO9001: 2015: Quality Management System

ISO14001: 2015: Environment Management System

ISO45001: 2018: Occupational health and safety management systems

IEC61215, IEC61730, IEC62716



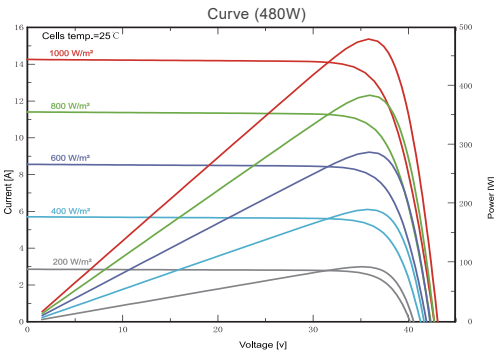
* Different markets have different certification requirements.

Also, the products are under rapid innovation.

Please confirm the certification status with regional sales representatives.

Module Specification

Cell Type	120 [2 x (10 x 6)] / 182*91.875mm
Dimensions (mm)	1909*1134*30
Weight (kg)	27
Front Cover	2.0mm, Anti-Reflection Coating
Rear Cover	2.0mm, Heat Strengthened Glass
Junction Box	IP68 (3 diodes)
Cables	TUV 1x4.0mm², (+):300mm(-): 300mm or Customized length
Connector Type	MC4-EVO2 / MC4 compatible



Electrical Specifications

Module Type	RS475S8-120GANT		RS480S8-120GANT		RS485S8-120GANT		RS490S8-120GANT		RS495S8-120GANT		RS500S8-120GANT	
Testing Condition	STC ¹	NOCT ²	STC	NOCT	STC	NOCT	STC	NOCT	STC	NOCT	STC	NOCT
Maximum Power (Pmax/W)	475	359	480	363	485	367	490	370	495	374	500	378
Maximum Power Current (Imp/A)	13.43	10.79	13.49	10.85	13.55	10.91	13.61	10.97	13.67	11.03	13.73	11.09
Maximum Power Voltage (Vmp/V)	35.37	33.27	35.59	33.46	35.80	33.59	36.01	33.75	36.22	33.90	36.42	34.05
Short-circuit Current (Isc/A)	14.20	11.46	14.26	11.51	14.32	11.56	14.38	11.61	14.44	11.66	14.50	11.71
Open-circuit Voltage (Voc/V)	42.51	40.48	42.70	40.67	42.89	40.86	43.08	41.05	43.27	41.24	43.46	41.43
Module Efficiency (%)	21.94		22.17		22.40		22.63		22.87		23.10	

¹ STC: Irradiance 1000W/m², Cell Temperature 25°C, AM 1.5

² NOCT: Irradiance 800W/m², Ambient Temperature 20°C, Wind Speed 1m/s

Electrical Specifications(BNPI¹)

Nameplate Power (W)	475	480	485	490	495	500
Maximum Power (Pmax/W)	518	523	529	534	540	545
Maximum Power Current (Imp/A)	14.65	14.70	14.77	14.83	14.90	14.97
Maximum Power Voltage (Vmp/V)	35.37	35.59	35.80	36.01	36.22	36.43
Short-circuit Current (Isc/A)	15.48	15.54	15.61	15.67	15.74	15.81
Open-circuit Voltage (Voc/V)	42.51	42.70	42.89	43.08	43.27	43.46

¹ BNPI: Front radiation 1000W/m², Rear radiation 135W/m², Module temperature 25°C, AM=1.5

Temperature Characteristics

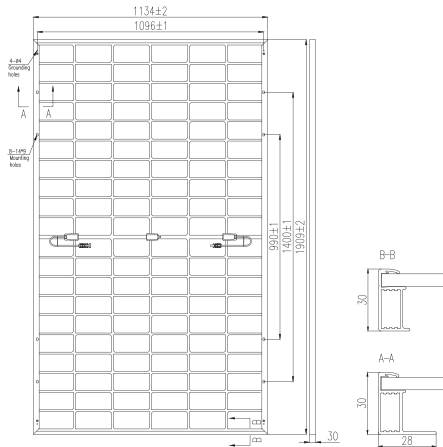
Nominal Operating Cell Temperature (NOCT/°C)	42±2
Temperature Coefficient of Pmax (%/°C)	-0.310
Temperature Coefficient of Voc (%/°C)	-0.26
Temperature Coefficient of Isc (%/°C)	+0.046

Packaging

Container	20GP	40HQ
Pallet Dimensions (mm)	1945*1130*2200	1945*1130*2516
Pieces per Pallet	63	72
Pieces per Container	378	864

Operating Conditions

Operating Temperature (°C)	-40 to +85
Maximum System Voltage (V)	1500 DC (IEC)
Overcurrent Protection Rating (A)	30
Protection Class	Class II
Max. Test Load, Push/Pull (Pa)	Front 5400 / Back 2400



Yancheng Runda PV CO.,Ltd

Add: No.199 Yanqiao Road, Tanghe Street, Jianhu County, Yancheng City Jiangsu Province, China

Tel: +86-0510-83801000

E-mail: sales@rundapv.com

Website: www.rundapv.com

CAUTION: READ SAFETY AND INSTALLATION INSTRUCTIONS BEFORE USING THE PRODUCT.

© 2024 Runda Solar All rights reserved. Contents included in this datasheet are subject to change without notice.

No special undertaking or warranty for the suitability of special purpose or being installed in extraordinary surroundings is granted unless as otherwise specifically committed by manufacturer in contract document.